






1. Operation instruction:

1.1 **Switch on:** Press button  ,the device will begin to work;

1.2 **Switch heating mode:** Pushing button  ,it will begin the constant heating mode. while pushing  button,it will switch to boost TIMER mode of 2 and 4 hours.

1.2.1 **Constant heating mode :** When the device switch ON, The Temperature selection is made by the +/- buttons on the control unit in 5°C

increments between 30°C and 70°C.For example:

1.2.2 **Timer mode:** Pushing  button,the device will enter 2/4H heating mode. it will work as 2 hours as boost .Pushing button  again, it will work as 4 hours as boost . The screen will show as  or .After 2/4 hours or pushing button  during forced heating process,it will go back to original mode.

1.3 Switch off:

1.3.1 press button  , the device will be off



2. Protective shutdown (Error):

Temperatures measured above 120 ° C or below -25 ° C by the thermostat,it will switch the unit into a default mode "Er"

